




Name : _____



Student booklet

(1st year of cycle 1)



Quite the pin!

Exploring the world of science and technology also includes analysing objects that surround us to better understand them. What is this object? What is it used for? How does it work? How is it built?

Your mission

Here are two very similar clothespins. I would like you to test them and to choose which of the two seems better to you. Then, you will have to describe it and explain how it works.



Initial ideas

First, here are two different clothespins.

What is this object used for?

How does it work?

Your hypothesis:

In your opinion, which is the better clothespin?

Why?

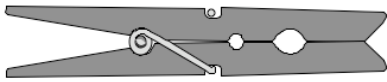


Planning and carrying out

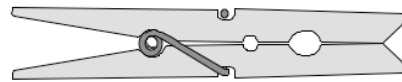
Observe the materials and plan your performance test.

How will you go about finding the better of the two pins?

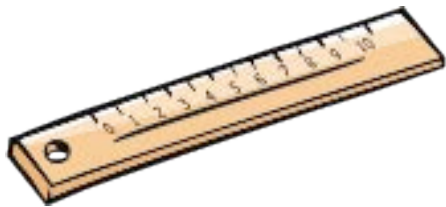
Materials (Circle and indicate the number):



Clothespin - Model 1



Clothespin - Model 2



Ruler




Ream of paper or cardboard



Elastic



String



Piece of fabric



Paperclip

Show your test using a sketch:



Outcome

Do your **results** confirm your **hypothesis**?

YES

NO

Why?

Name an unforeseen event or a problem you encountered:



.....

.....

To improve the experiment, I would:



| | |
|--|---|
| <p><i>Outcome</i> What I learned</p> |  |
|--|---|

| | |
|---|---|
|  <p>My definition, my examples</p> |  |
| <input type="checkbox"/> Sketch: _____ _____ _____ | |
| <input type="checkbox"/> Friction: _____ _____ _____ | |
| <input type="checkbox"/> Materials: _____ _____ _____ | |
| <input type="checkbox"/> Properties: _____ _____ _____ | |

What else did you learn?