


Folding cardboard




INSTRUMENTS

- 1- Safety ruler
- 2- Ruler
- 3- Retractable blade knife
- 4- Nail (whose point has been blunted)
- 5- Wooden dowel with sharpened end
- 6- Scissors
- 7- Rounded polystyrene pieces

Tools that could be used as FOLDERS*


Place a ruler along the segment to be folded.



Folding cardboard (continued)

Following the ruler, run the folder several times along the line you traced.

This operation weakens the material to be folded.



Leave the ruler in place and fold the cardboard back.



* Folder: Small blade used for folding or cutting a piece of paper, following a straight line (source: Antidote)