



MEASUREMENT, DRAWING AND SQUARING



Mark the length of the
segment.




Draw the line while holding
the ruler.




MEASUREMENT, DRAWING AND SQUARING

(continued)

Place the square on the
ruler.



Draw the perpendicular
line.



Drawing the segments for
the right angle is finished.

